


Anthus spinoletta

WATER PIPIT



Non-SPEC (1994: —) Status (Secure)

Criteria —

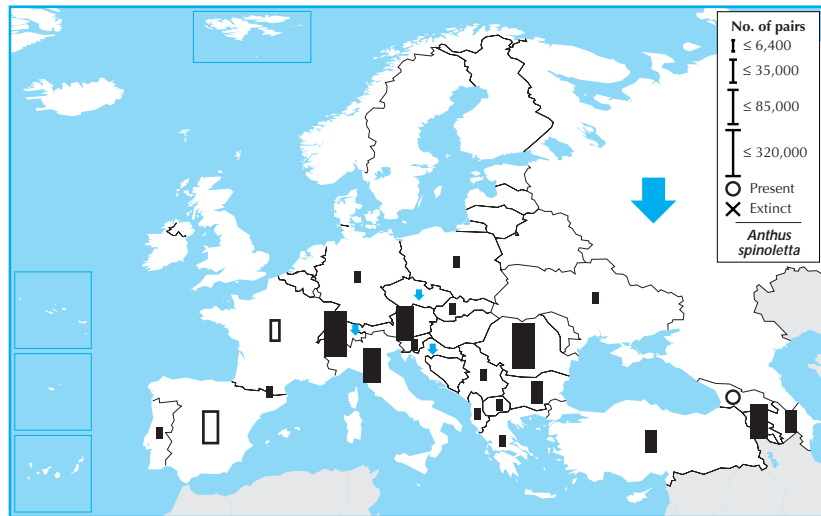
European IUCN Red List Category —

Criteria —

Global IUCN Red List Category —

Criteria —

Anthus spinoletta has a fragmented breeding distribution in mountainous areas of central and southern Europe, which accounts for less than a quarter of its global breeding range. Its European breeding population is large (>640,000 pairs), and was stable between 1970–1990. Although the species declined in certain countries (notably Russia) during 1990–2000, populations were stable across most of its range—including sizeable ones in Switzerland and Romania—and it probably declined slightly overall. Consequently, the species is provisionally evaluated as Secure.




Country	Breeding pop. size (pairs)	Year(s)	Trend	Mag.%	References
Albania	500 – 1,000	02	(0)	(0–19)	
Andorra	2,000 – 3,000	99–01	(0)	(0–19)	1,3
Armenia	50,000 – 100,000	97–02	0	0–19	
Austria	(60,000 – 120,000)	98–02	(0)	(0–19)	
Azerbaijan	(10,000 – 50,000)	96–00	(0)	(0–19)	
Bulgaria	12,000 – 20,000	96–02	0	0–19	
Croatia	(500 – 1,000)	02	(–)	(30–49)	70,16
Czech Rep.	110 – 150	00	–	50–79	
France	10,000 – 20,000	00	?	–	1
Georgia	Present	03	?	–	
Germany	2,100 – 6,100	95–99	(0)	(0–19)	
Greece	(200 – 500)	95–00	(0)	(0–19)	
Italy	(30,000 – 70,000)	03	(0)	(0–19)	
Liechtenstein	300 – 600	98–00	–	0–19	
Macedonia	(800 – 1,200)	90–00	(0)	(0–19)	
Poland	2,200 – 2,700	90–00	(0)	(0–19)	2
Portugal	0 – 5	02	(0)	(0–19)	
Romania	160,000 – 190,000	00–02	0	0–19	
Russia	(100,000 – 1,000,000)	90–00	(–)	(20–29)	17,50,61,116,136
Serbia & MN	5,000 – 8,000	90–02	0	0–19	1,136,155,225,227
Slovakia	700 – 1,100	90–99	0	0–19	
Slovenia	1,500 – 3,000	99–00	(0)	(0–19)	
Spain	(20,000 – 100,000)	98–02	?	–	10
Switzerland	150,000 – 200,000	98–02	0	0–19	
Turkey	(20,000 – 60,000)	01	(0)	(0–19)	
Ukraine	1,300 – 2,400	90–00	0	0–19	

Total (approx.)	640,000 – 2,000,000	Overall trend	Stable
Breeding range	>1,000,000 km ²	Gen. length	<3.3 % Global pop. 5–24

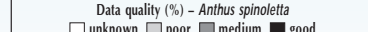
2000 population



1990 population



1990–2000 trend



1970–1990 trend

