


# *Sylvia nisoria*

## BARRED WARBLER



Non-SPEC<sup>E</sup> (1994: 4) Status (Secure)

Criteria —

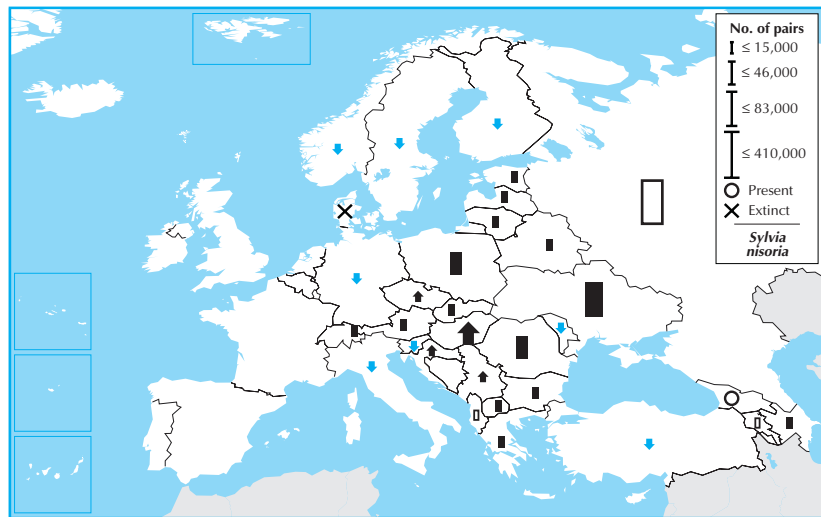
European IUCN Red List Category —

Criteria —

Global IUCN Red List Category —

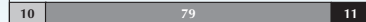
Criteria —

*Sylvia nisoria* is a widespread summer visitor to central and eastern Europe, which constitutes >50% of its global breeding range. Its European breeding population is large (>460,000 pairs), and was stable between 1970–1990. Although there were declines in some marginal populations during 1990–2000, most populations—including the sizeable one in Ukraine—were stable or increasing. Nevertheless, the trend of the Russian stronghold population was unknown, and consequently the species is provisionally evaluated as Secure.



Country	Breeding pop. size (pairs)	Year(s)	Trend	Mag. %	References
Albania	100 – 500	02	?	–	
Armenia	300 – 800	97–02	?	–	
Austria	(1,100 – 2,000)	98–02	(0)	(0–19)	
Azerbaijan	(1,000 – 5,000)	96–00	(0)	(0–19)	
Belarus	8,000 – 15,000	97–02	(0)	(0–19)	
Bulgaria	4,000 – 10,000	96–02	0	0–9	
Croatia	(5,000 – 10,000)	02	(+)	(>80)	16,57
Czech Rep.	3,000 – 6,000	00	+	>80	
Denmark	<b>0 – 0</b>	99–01	–	<b>X</b>	5,6,7
Estonia	(10,000 – 20,000)	98	0	0–19	1
Finland	500 – 1,500	98–02	–	60	
Georgia	Present	03	?	–	
Germany	7,000 – 16,000	95–99	–	0–19	
Greece	(100 – 1,000)	95–00	(0)	(0–19)	
Hungary	<b>32,000 – 65,000</b>	99–02	+	20–49	19
Italy	(1,000 – 2,000)	03	(–)	(0–19)	
Latvia	(1,000 – 6,000)	90–00	(0)	(0–19)	23,16
Lithuania	(2,000 – 5,000)	99–01	(0)	(0–19)	20
Macedonia	(1,000 – 2,500)	90–00	(0)	(0–19)	
Moldova	7,000 – 9,000	90–00	–	20–29	
Norway	10 – 20	99	–	30–49	63
Poland	<b>20,000 – 50,000</b>	00–02	0	0–19	23
Romania	(25,000 – 40,000)	00–02	(0)	(0–19)	48
Russia	250,000 – 650,000	90–00	?	–	8,39,114
Serbia & MN	4,500 – 6,000	95–02	(+)	(0–19)	1,29,155,67a, 225,227,215,224
Slovakia	3,000 – 6,000	90–99	0	0–19	
Slovenia	600 – 1,000	99–00	(–)	(0–19)	
Sweden	<b>250 – 350</b>	99–00	–	<b>20–29</b>	
Switzerland	1 – 10	98–02	F	20–29	
Turkey	(2,000 – 8,000)	01	(–)	(–)	
Ukraine	67,000 – 102,000	90–00	0	5–14	
<b>Total (approx.)</b>	<b>460,000 – 1,000,000</b>	<b>Overall trend Unknown</b>		<b>Gen. length. &lt;3.3 % Global pop. 50–74</b>	
<b>Breeding range</b>	<b>&gt;3,000,000 km<sup>2</sup></b>				

2000 population



1990 population



Data quality (%) – *Sylvia nisoria*

□ unknown □ poor ■ medium ■ good

1990–2000 trend



1970–1990 trend

